



DID YOU KNOW? – January 2010

This month includes:

- **Cabinet Care & Cleaning**
- **Kitchen Transformation ... Take a Look**
- **Merillat Winter Savings Opportunity**

912 South Rangeline Road, Suite 100
Carmel, Indiana 46032

Phone: 317-848-1111
www.TheKitchenWright.com

HAPPY NEW YEAR! It is hard to believe we are, once again, turning the calendar to a new year. In 2010, "DID YOU KNOW" will continue to provide educational updates on cabinetry and home improvement projects. Please let us know if there is a specific question you would like answered ... we will do our best to help.

In this month's newsletter, we answer a common question ... "How do I clean and care for my cabinets?" In addition, we highlight before and after pictures of a recently completed project. Step inside a local homeowner's kitchen to see an amazing transformation. Finally, there is exciting news on a cabinet promotion from Merillat.

Enjoy and we look forward to working with you in 2010!

Sincerely,
Rob Davis & Curt Wible

Cabinet Care & Cleaning

Cabinets can be the focal point of the kitchen, or other rooms in the house, and are noticed by visitors. Kitchen cabinets are subjected to spills, splatters from cooking, and everyday dust/dirt. Given the functions they perform, cabinets need cleaning on a regular basis. A few guidelines for maintaining cabinet finishes are:

DUSTING: Dust cabinets frequently with a soft lint-free cloth. Feel free to dampen the cloth slightly with water.

CLEANING: If the damp cloth mentioned above is not sufficient, use a solution of warm water and dishwashing liquid (mild soap). After cleaning, wipe all surfaces dry using a soft clean cloth.

SPILLS: While cabinet finishes are relatively durable, spills need to be cleaned immediately to avoid damaging finishes. Clean any spills with a clean cloth and mild soap. Wipe dry with a clean cloth.

CLEANING PRODUCTS TO AVOID: Do not use the following products on cabinetry as they could damage or scratch the finish.




- Harsh chemicals
- Abrasive cleaning products such as tub/sink cleansers, scouring powders, scouring pads, or steel wool
- Solvent based or petroleum based products, including nail polish removers or paint thinners
- Ammonia or cleaning products that contain ammonia

- Bleach or cleaning products that contain bleach
- Silicone based cleaning, waxing, or polishing products

Finally, avoid draping damp dish towels/clothes over cabinet doors. The moisture can cause permanent damage (peeling or discoloration) to the cabinet's finish.

Kitchen Transformation

We recently completed a kitchen remodeling project with a local homeowner. The new design and cabinetry selection completely transformed the space. We are excited with the results and want to share a few before and after pictures of the work. Take a look ...



We would be happy to discuss designing your kitchen's transformation!

Merillat Winter Savings Opportunity

The KitchenWright is happy to share an opportunity to save money on Merillat cabinets. From January 15th through March 31st, Merillat is providing a 10% savings on Classic Maple cabinets. There is no minimum cabinet purchase required to receive these savings. This offer is a great way to update your kitchen, bath, office, or basement bar, while staying within a budget. Stop by our showroom to see how we can make these savings work for you.

We hope you find our newsletter helpful. If you have any questions or would like to talk with one of our professional designers about a remodeling project, please give us a call (317-848-1111), stop by our showroom in Carmel Indiana, or send us an email at info@thekitchenwright.com.